




How to Sign Up for Online Banking and eStatements



1. To begin receiving eStatements, go to your Bank of Choice website by entering <https://www.bankofchoiceonline.com> in the web address line of your computer's browser.

Careers | Home | Contact Us | About Us

Bank of Choice
THE CHOICE YOU CAN BANK ON.

PERSONAL BANKING BUSINESS BANKING LOANS RESOURCES FINANCIAL CALCULATORS

The choice you can bank on.

PERSONAL BANKING

Customer #:

Password:

LOGIN [Demo](#) | [More Info](#)
[First-time User](#)

BUSINESS BANKING

Customer #:

Password:

FDIC Update: Bank of Choice has chosen to participate in the FDIC's Transaction Account Guarantee Program. Under that program, through December 31, 2009, all non-interest-bearing transaction accounts are fully guaranteed by the FDIC for the entire amount in the account. Coverage under the Transaction Account Guarantee Program is in addition to and separate from the coverage available under the FDIC's general deposit insurance rules.

Welcome!
Welcome to BankofChoiceOnline. If you are a new visitor to BankofChoiceOnline, click on [About Us](#) to learn more about Bank of Choice. To learn more about all the convenience BankofChoiceOnline offers you, please log into our [demonstration site](#).

2. Select **First-time User**.



ChoiceOnline Banking Registration

Need Help? Call
Choice Online
Support at 970-
506-1000 or
888-373-0303.

Welcome to Registration.

Click **Begin** below to get started.

Don't currently have an account with Bank of Choice?

Before registering for ChoiceOnline Banking, you need to have an account with Bank of Choice. For information on opening a new account, please contact your local branch.

Already have Bank of Choice ChoiceOnline Banking, but can't remember your Password?

Reset your Password now by using [Forgotten Password Retrieval](#).

Begin

Cancel

FDIC

3. When you get the Welcome message, click **Begin**. Complete the Registration Information.

Internet Banking Registration - Step 1 of 2

Need Help? Call
Choice Online
Support at 970-
506-1000 or
888-373-0303.

1 Enter Your Data 2 Confirm

Please provide the information below and click Continue. All information is required unless indicated.

Account Holder Personal Information

Name: First Name MI Last Name Suffix
MI & suffix optional

Social Security Number: Please enter without spaces or dashes (e.g.,123456789)

Mother's Maiden Name:

Address: Street
 optional

City State Zip Code
---Select---

Country Foreign Postal Code
United States

Phone: Home xxx-xxx-xxxx

Email Address:

Customer Number and Password

Customer Number:

Password:
[Click here to view password guidelines](#)

Re-Enter Password:

Validation Questions

These questions will be used for additional security or when you forget your Password.

Question #1 Question Answer
Select Validation Question case sensitive

Secondary Account Holder

Name: First Name MI Last Name Suffix

Social Security Number: Please enter without spaces or dashes (e.g.,123456789)

Bill Payment

Click here to enroll in Bill Payment [What is Bill Payment?](#)

If you would like to sign up for Bill Payment, Click this box.

Disclosure

Check this box to acknowledge the terms and conditions of service. [Click here to view the Terms and Conditions.](#)

4. Check the box to acknowledge the terms and conditions and then click **Continue**.



Internet Banking Registration - Step 2 of 2

Need Help? Call Choice Online Support at 970-506-1000 or 888-373-0303.

1 Enter Your Data 2 **Confirm**

Please confirm the information below:

Account Holder Personal Information

Name: **Joseph C Customer**

Social Security Number: **555667777**

Mother's Maiden Name: **blank**

Address: **4567 Bank Ave**
Arvada
CO 80002
US

Phone: Home
303-333-4444
Email Address: joe.customer@boctest.net

Customer Number and Password

Customer Number: 555667777
Password: *****

Question/Answer Pairs

Question #1 What was the name of your first childhood pet? *****

Secondary Account Holder

Name: Jane C Customer
Social Security Number: 066778888

Bill Payment Account Information

I do not want to use
Bill Payment

Disclosure

Check this box to acknowledge the terms and conditions of service. [Click here to view the Terms and Conditions.](#)

5. Your information will need to be confirmed. If OK, click **Continue**.



ChoiceOnline Banking Registration Complete

Need Help? Call
Choice Online
Support at 970-
506-1000 or
888-373-0303.

Congratulations! Your registration is complete.

We will review your application and verify it for security purposes. Please allow 1-2 business days to complete verification. Upon approval, you will receive an email containing login instructions.

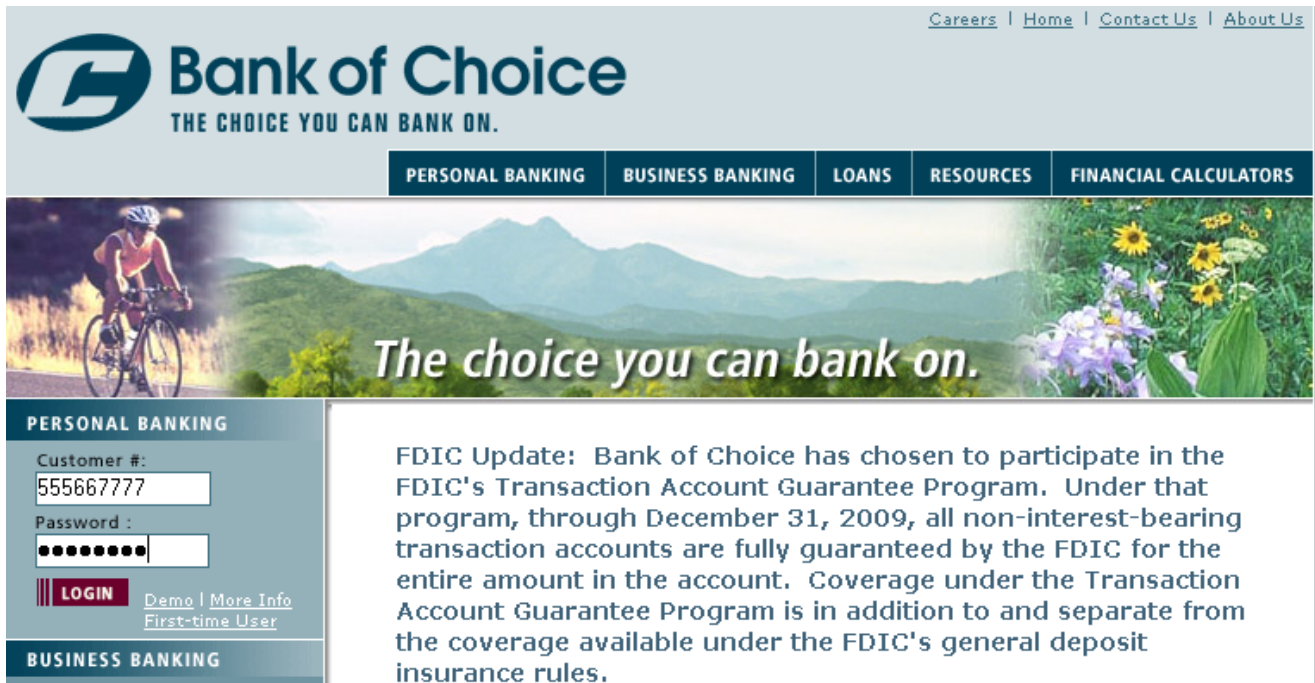
Please note your Customer Number and Password as you will need these for your first login.

If you have any questions, please contact 888-373-0303.

What do you want to do next?

[Go back to Bank of Choice home page](#)
[See ChoiceOnline Banking Demo](#)

6. Congratulations your registration is complete. Within 1 to 2 days you will receive an email from Bank of Choice with your application approval and a request to log in again. When you do, enter your SS# and your chosen password. Click **Login**.



Bank of Choice
THE CHOICE YOU CAN BANK ON.

Careers | Home | Contact Us | About Us

PERSONAL BANKING BUSINESS BANKING LOANS RESOURCES FINANCIAL CALCULATORS

The choice you can bank on.

PERSONAL BANKING

Customer #:
555667777

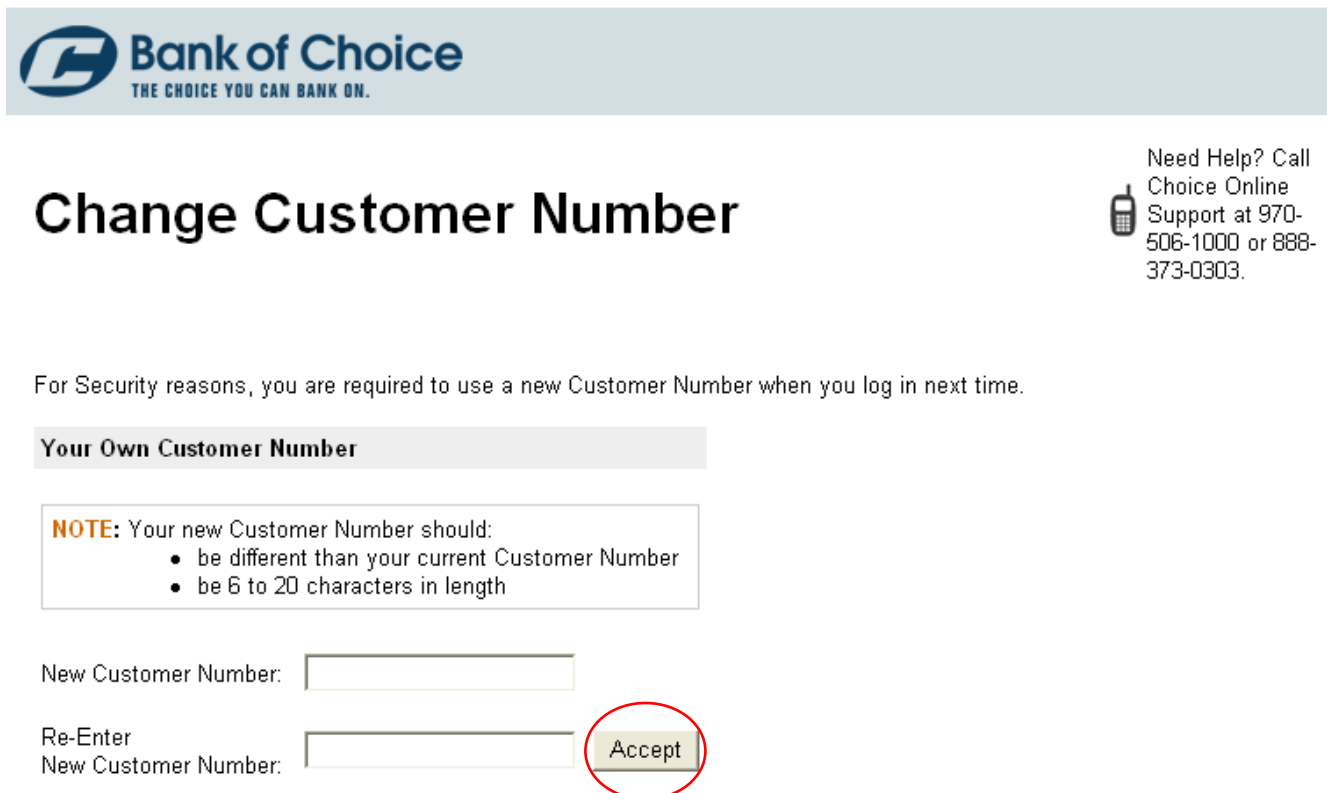
Password :
●●●●●●

LOGIN Demo | More Info
First-time User

BUSINESS BANKING

FDIC Update: Bank of Choice has chosen to participate in the FDIC's Transaction Account Guarantee Program. Under that program, through December 31, 2009, all non-interest-bearing transaction accounts are fully guaranteed by the FDIC for the entire amount in the account. Coverage under the Transaction Account Guarantee Program is in addition to and separate from the coverage available under the FDIC's general deposit insurance rules.

7. You will be prompted to change your Customer Number. It must be 6 to 20 characters in length. When you have entered that, click **Accept**.



Bank of Choice
THE CHOICE YOU CAN BANK ON.

Change Customer Number

Need Help? Call
Choice Online
Support at 970-
506-1000 or 888-
373-0303.

For Security reasons, you are required to use a new Customer Number when you log in next time.

Your Own Customer Number

NOTE: Your new Customer Number should:


- be different than your current Customer Number
- be 6 to 20 characters in length

New Customer Number:

Re-Enter
New Customer Number:

Accept

8. You have now successfully changed your Customer Number, click **Continue**.




Change Customer Number

Need Help? Call Choice Online Support at 970-506-1000 or 888-373-0303.

 Your Customer Number has been successfully changed to your designated new Customer Number.




9. To add enhanced security to your Online Banking, select **Yes, I want to turn on Enhanced Login Security**. You may also click on **Remember the computer I'm using now**. Then click **Continue**. If you would like more information about this, click [More details about Enhanced Login Security](#)



Enhanced Login Security

Need Help? Call Choice Online Support at 970-506-1000 or 888-373-0303.

Do you want to turn on Enhanced Login Security?
Enhanced Login Security will ask validation questions to people logging in to your account from unrecognized computers. If a computer is unrecognized, the user will be prompted with validation questions. This will provide you additional protection from fraud and identify theft.  [More details about Enhanced Login Security](#)

- Yes, I want to turn on Enhanced Login Security.** - Recommended
 - Remember the computer I'm using now**
Select this option if you do not want to be prompted to answer validation questions every time you log in your current computer. Instead, we will remember your computer and check to make sure we recognize you when you attempt to log in. **Do not check this option if you are using a shared computer** (i.e., Library computer or Internet café.)
- No, not now. Ask me Later.



10. This is the Help page which explains what extra security means to you!



Enhanced Login Security

This information displays whether or not extra online security protection is being used within your ChoiceOnline Banking account and the computer that you are currently logged in to.

This information will help you manage the security of your ChoiceOnline Banking account. You can make updates to the extra security protection on your computer at any time by going to the User Options, Enhanced Login Security page. Once there you will also find more information on what Enhanced Login Security is and how it protects your ChoiceOnline Banking account.

You successfully turned on Enhanced Login Security and requested to remember the current computer.

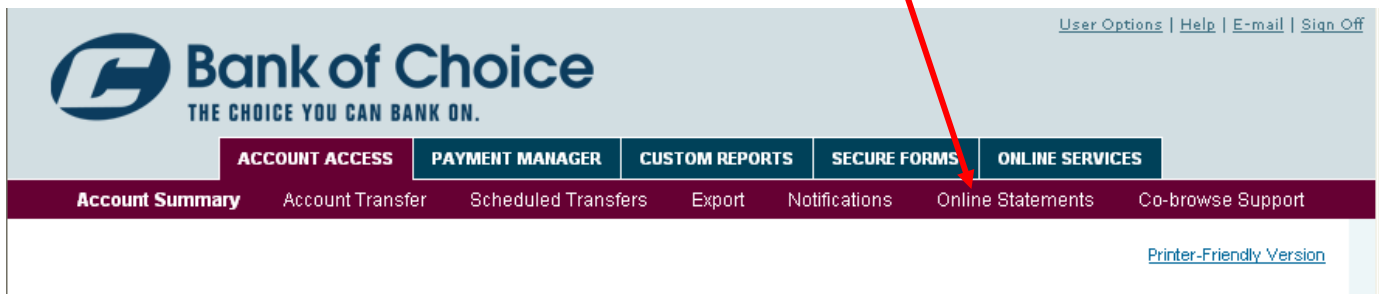


Next time you login using this computer you will not be asked any validation. If you login using an unrecognized computer, you will be asked for additional information before being allowed access.



11. Click **Continue**. You now have access to your accounts through Online Banking!

12. If you would like to sign up for eStatements, Select **Online Statements**.



13. You will be prompted to select the account for your eStatements. Choose the account and click **Enter**.

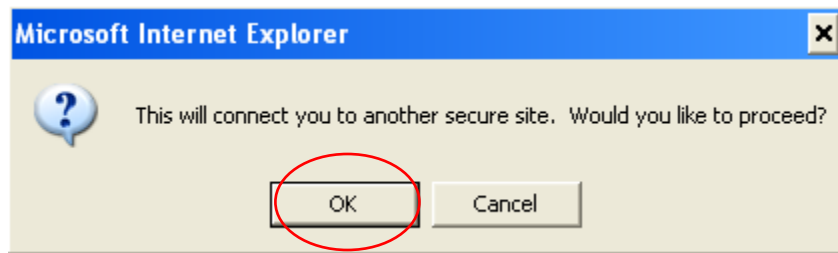
EPSIA - Online Statements

Online Statements

Please select an account:

Disclaimer: All transactions and agreements on trusted sites are solely negotiated between the member and the corresponding partner. Bank of Choice neither expresses nor implies any responsibility for such agreements or transactions.

14. Click **OK**, when asked if you would like to be connected to another site.



15. Read through the disclosure and choose **Accept** and click on **Next Step**.

Online Statements Enrollment

Steps: 1 2 3

Online Statements Services Agreement

Checking Statement Disclosure

Bank of Choice

eStatements Disclosure

Electronic Delivery of Statements

By completing the consent agreement you agree to permit Bank of Choice ("The Bank") to make disclosures and provide notices to you in electronic form, instead of providing such notices and disclosures in written form. Furthermore, you agree that you have, at a minimum, the hardware and software identified to be able to receive electronic delivery of the disclosures.

Account Number

Statement type **Checking** →

→

16. Confirm your Email Address for your Statement Notification and click on **Next Step**.

Online Statements Enrollment

Steps: 1 2 3

Customer Information

Account Number

Internet Banking Email Address joecustomer@boctest.net

Statement Notification Email Address

Confirm Entered Email Address

17. Confirm your Information and click on **Accept**.

Online Statements Enrollment

Steps: 1 2 3

Please confirm the following information

Account Number

Statement Notification Email Address joecustomer@boctest.net

Status ACCEPTED

Statement type **Status**

Checking ACCEPTED

18. You have now completed the process of signing up for eStatements. Select the eStatement that you would like to view from the drop down menu and choose the format that you would like to use to download your eStatement.

Account Number	
Statement type	Statement Date
Checking	Dec 2 08
	Dec 2 08
	Nov 4 08
	Oct 7 08
	PNG PDF Back of Stmt
	User Settings HELP

Internet Banking and Statement Notification Email	joe customer@boctest.net
	Change

Congratulations. You are now signed up for eStatements!

If you are interested in signing up for Bill Payment and you did not do so during this process, you will have another opportunity the next time you log-in to your Online Banking Account.

Do you want to start paying bills online today?

Yes No

Continue

Follow the directions as you proceed through the process.

PERSONAL BANKING	
Customer #:	<input type="text"/>
Password :	<input type="text"/>
LOGIN	Demo More Info
	First-time User

Click on Demo, if you would like to see how Bill Payment works!